

paying as a guest

an easier way to pay your balance

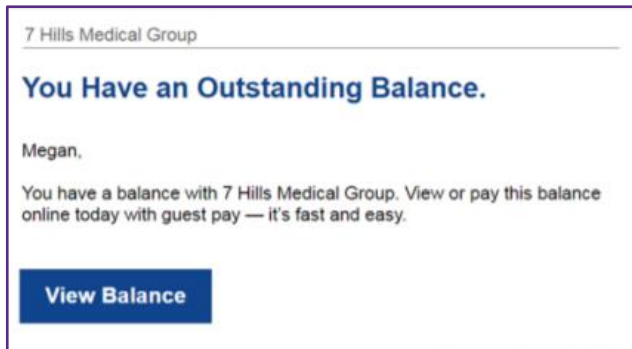
What are guest payments?

Guest payments provide a secure way for you to pay your owed balance. If your email is on file at the practice, you'll receive an email when you have an outstanding balance, giving you the option to view and pay your balance right then and there. You can make these payments from your mobile phone or computer, without having to log in to the Patient Portal or come into the office.

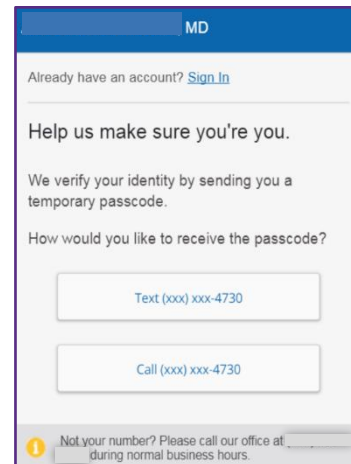
Is it secure?

Yes! If you use the Patient Portal, you can still log in to your account to make the payment. If not, you'll receive a code via phone call or text (your choice!), which you'll then use to log in as a guest and make your payment.

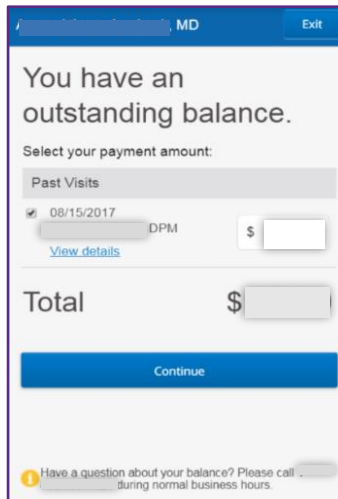
Step 1. Receive a Guest Payment email



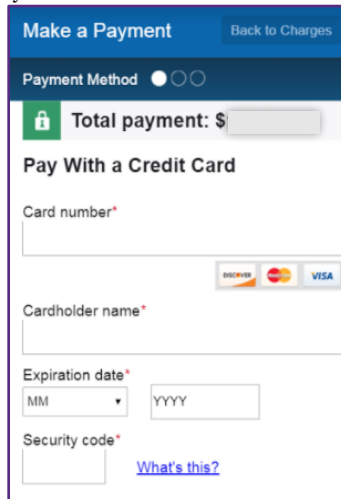
Step 2. Receive and enter the temporary passcode



Step 3. Review your balance



Step 4. Make a payment on your balance



Step 5. Review, submit, and receive payment confirmation

